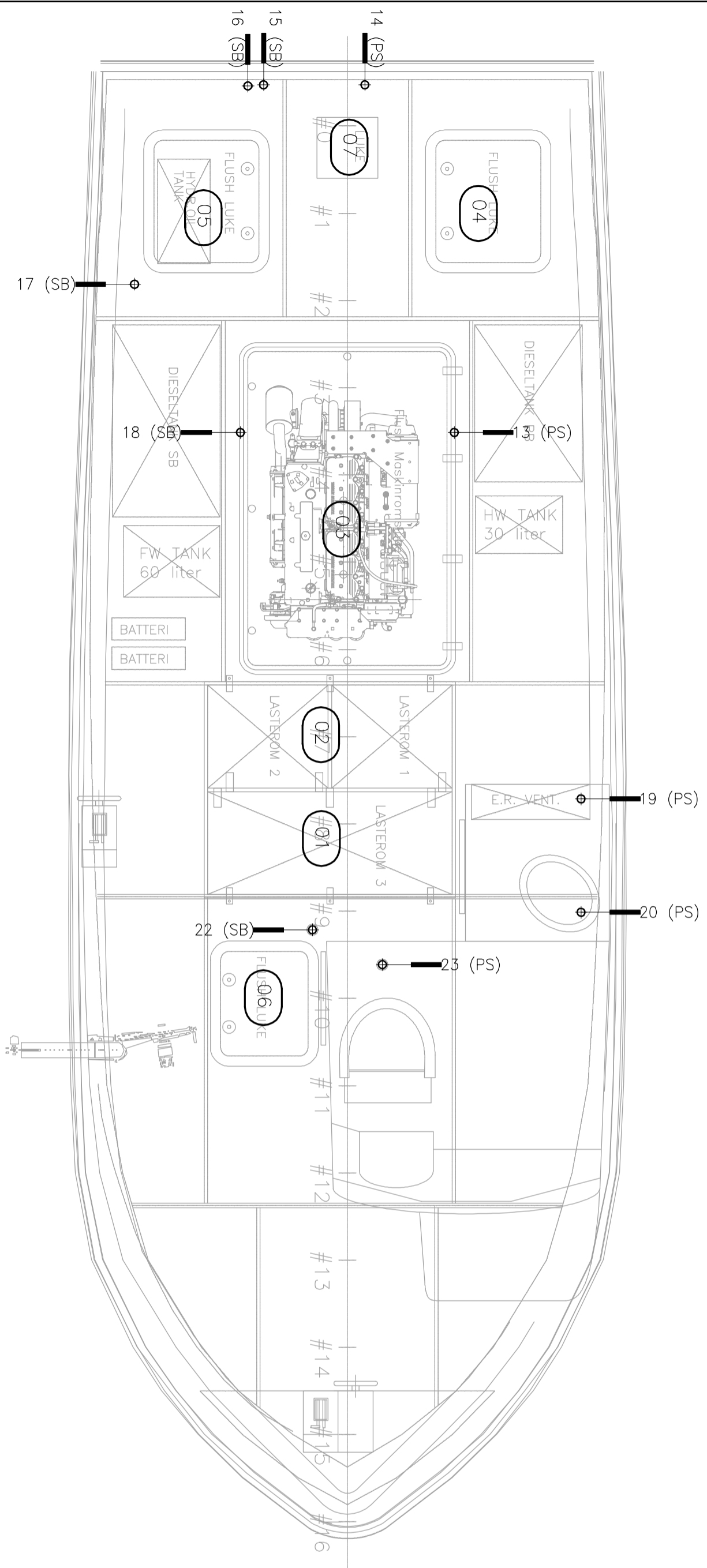
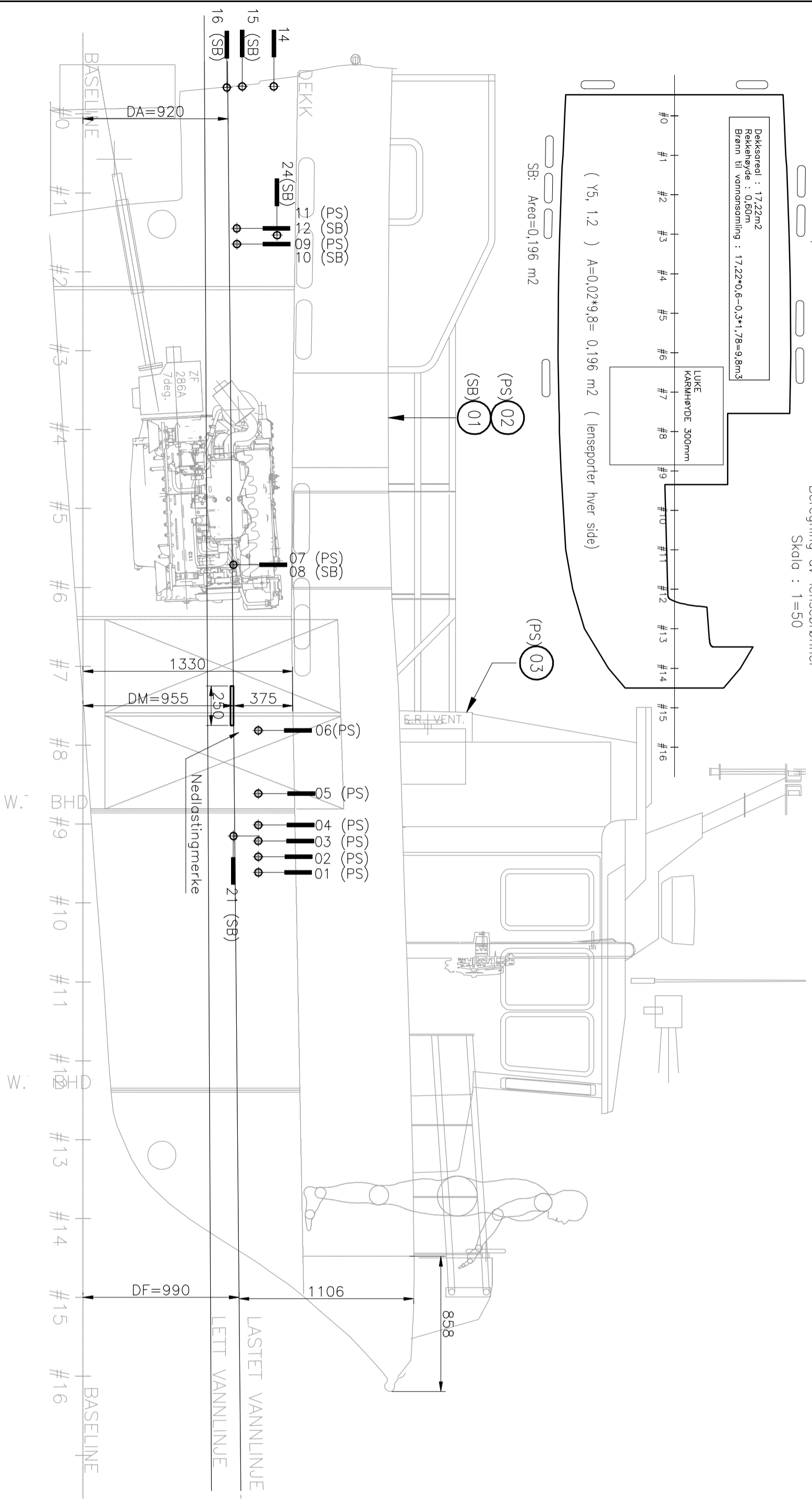
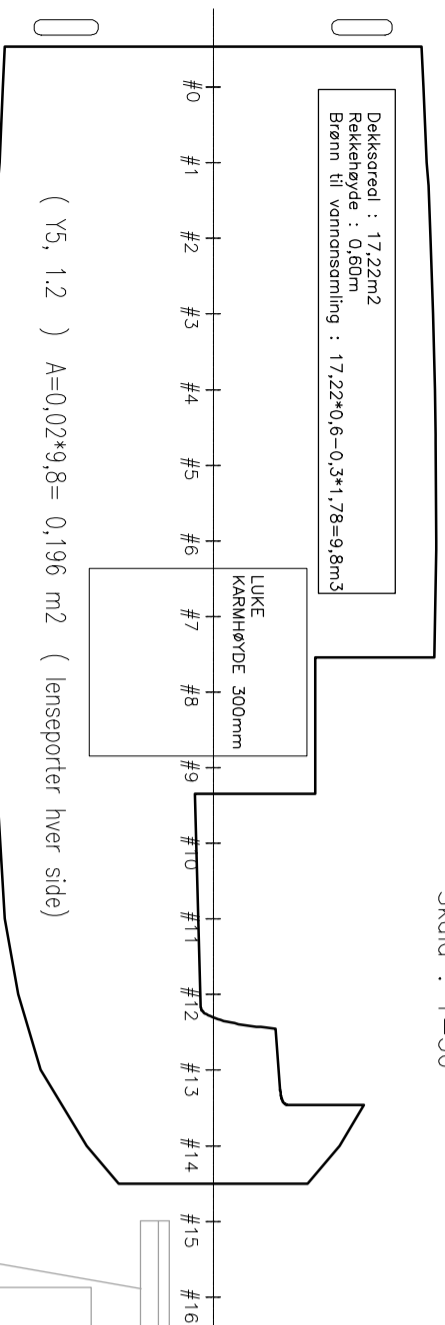


BB: Area=0,201 m2
 Beregning av lensbrønner
 Skala : 1=50



DØRER OG LUKER

Pos.No.	DESCRIPTION	ACCESS TO	OPENING/ COY. DECK	SILL	MATERIAL	TIGHT	N. TOSS	REMARK
01	HATCH	FISH-HOLD	960 x 1800	300	Alu	W.T.	3	
02	HATCH	FISH-HOLD	590 x 1600	300	Alu	W.T.	3	
03	HATCH	MOTOR-ROOM	1800 x 1140	flush	Alu	W.T.	6	TBKAS
04	HATCH	VOD PS	600 x 700	flush	Alu	W.T.	2	TBKAS
05	HATCH	VOD SB	600 x 700	flush	Alu	W.T.	2	TBKAS
06	HATCH	VOD SB FMD	500 x 600	flush	Alu	W.T.	2	TBKAS
07	COVER	PROGRAMREC.	350 x 350	flush	Alu	W.T.	2	TBKAS

TBKAS = To Be Kept Closed At Sea

LUFTERØR OG VENTILATORER

Pos.No.	TYPE	DIMENSIONS	HEIGHT AB BASELINE	MATERIAL	SECURING DEVICE	OPEN DECK	REMARKS
1	AIR PIPE FO TK SB	3/4"	1830mm	PLASTIC	-	-	
2	AIR PIPE FO TK PS	3/4"	1830mm	PLASTIC	-	-	
3	VENT. HATCH ER.	420x440	2000mm	Alu.	LID	YES	


SKROGGJENNOMFØRINGER

Pos.No.	DESCRIPTION	PIPE DIA.	WAVE	MATERIAL	REF. TO FR.	LOCATION	HEIGHT (ELEVATION)
01	DRAIN FROM FISH TANK	1 1/4"	-	PLASTIC	FR-9-10	PS	
02	DRAIN FROM FISH TANK	1 1/4"	-	PLASTIC	FR-3-10	PS	
03	DRAIN FROM FISH TANK	1 1/4"	-	PLASTIC	FR-3-10	PS	
04	BLICE FROM PUMP ROOM	1 1/4"	-	PLASTIC	FR-9-10	PS	
05	EMERGENCY BLICE FLUP ER SPACE	1 1/2"	-	PLASTIC	FR-8-9	PS	
06	OV8 VASK/TOILET	1"	-	PLASTIC	FR-7-8	PS	
07	DRAIN FROM OSHATCH COAMING	1"	-	PLASTIC	FR-5-6	SB	
08	DRAIN FROM OSHATCH COAMING	1"	-	PLASTIC	FR-5-6	SB	
09	DRAIN FROM OSHATCH COAMING	1"	-	PLASTIC	FR-1-2	PS	
10	DRAIN FROM OSHATCH COAMING	1"	-	PLASTIC	FR-1-2	SB	
11	DRAIN FROM OSHATCH COAMING	1"	-	PLASTIC	FR-1-2	PS	
12	DRAIN FROM OSHATCH COAMING	1"	-	PLASTIC	FR-1-2	SB	
13	INLET DECK WASH PUMP	2"	BALL V.	PLASTIC	FR-3-4	PS	
14	EXHAUST FROM MOTOR	6"	-	ST/STEEL	0	CL	1210 db. BL
15	DRAIN FROM OSHATCH COAMING	1 1/4"	-	PLASTIC	0	SB	1010 db. BL
16	OUTLET HO COOLING PUMP	3/4"	-	PLASTIC	0	SB	910 db. BL
17	INLET HO COOLING PUMP	3/4"	BALL V.	PLASTIC	FR-1-2	SB	
18	INLET MOTOR COOLING PUMP	2"	BALL V.	PLASTIC	FR-3-4	SB	
19	INLET INTO TOILET	1"	BALL V.	PLASTIC	FR-7-8	PS	
20	SEWAGE OUTLET	1 1/4"	-	PLASTIC	FR-9-10	PS	
21	DRAIN FROM OSHATCH COAMING	1 1/4"	-	PLASTIC	FR-9-10	SB	
22	INLET FISH TANK PUMP	2 1/2"	BALL V.	PLASTIC	FR-9-10	SB	
23	INLET FISH TANK PUMP	2 1/2"	BALL V.	PLASTIC	FR-9-10	PS	
24	BLICE ENGINE ROOM	1 1/4"	BALL V.	PLASTIC	FR-1-2	SB	

Regelverk for fiskebøter under 15m.
 FOR-2013-11-22-1404 §31

REV	DESCRIPTION	SIGN/DATE

TITLE	FRIBORDSPLAN - B.No.5	DRAWN	ABd	DATE	20.03.2017
PROJECT	1064 - Martec	CHECKED	Mdki	DATE	20.03.2017
SCALE	1:25	FORMAT	A2		
SHEET	1 OF 1	REV	-		
DRAWING NUMBER	16044-105-05				



Glesvær Ship Design AS
 NAVAL ARCHITECTS AND MARINE ENGINEERS
 GJERTRUDVEIEN 11D, 5353 STRAUME, NORWAY
 TEL.: +47 489 97 626 / +47 926 63 281
 EMAIL: office@gshedesign.no
 WEB: www.gshedesign.no