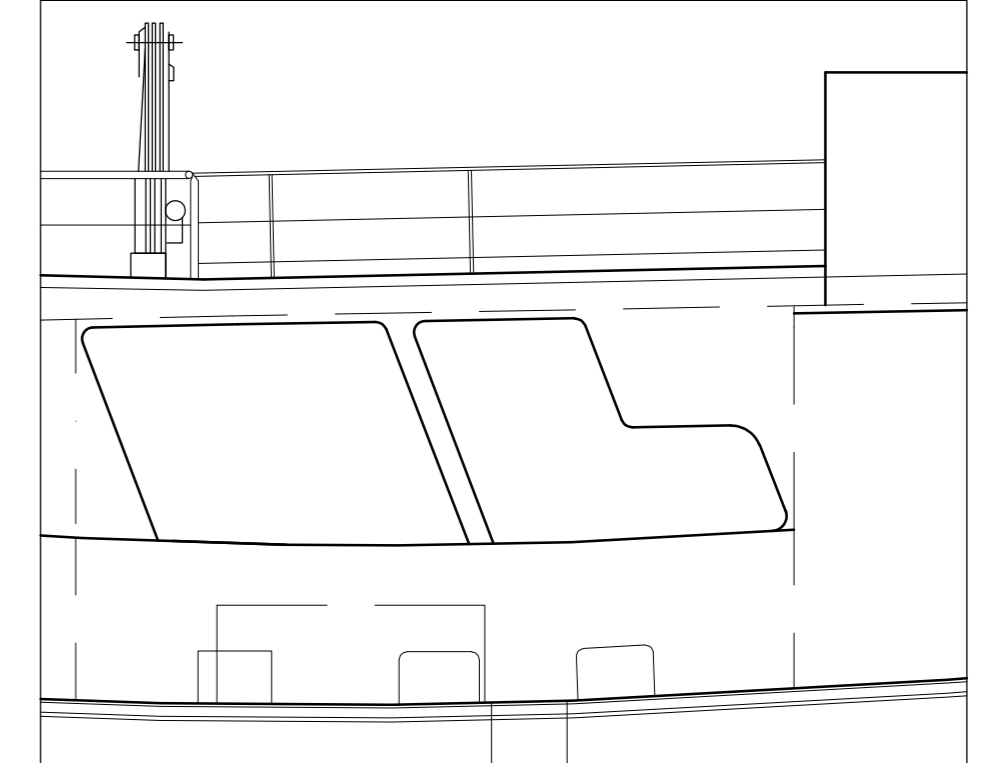
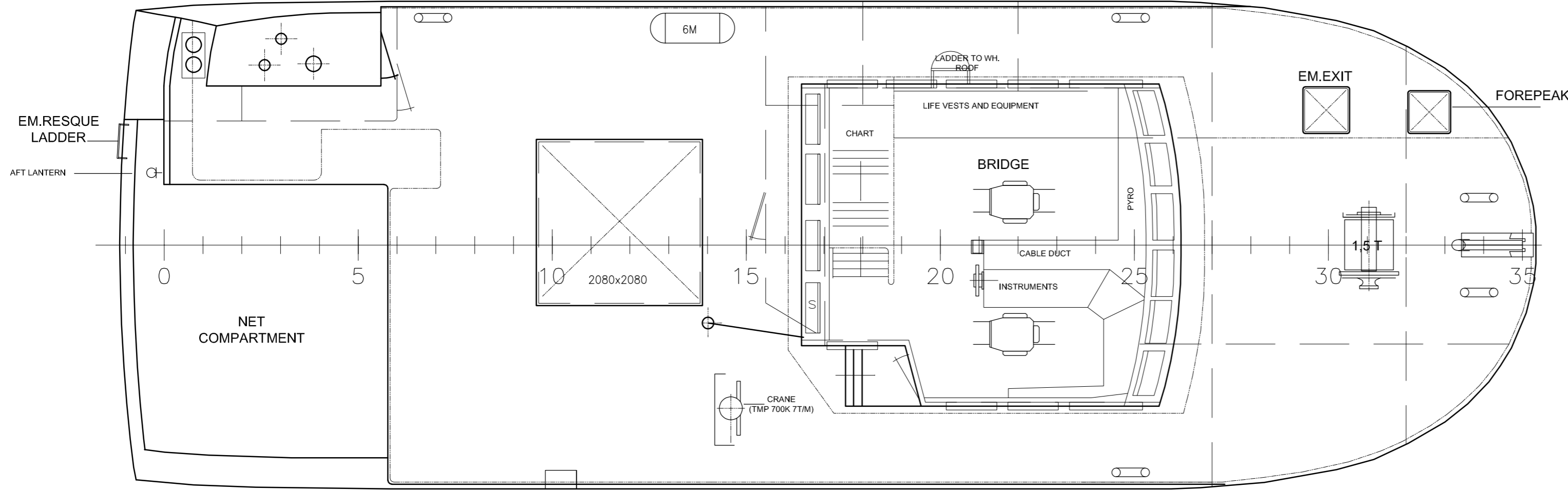


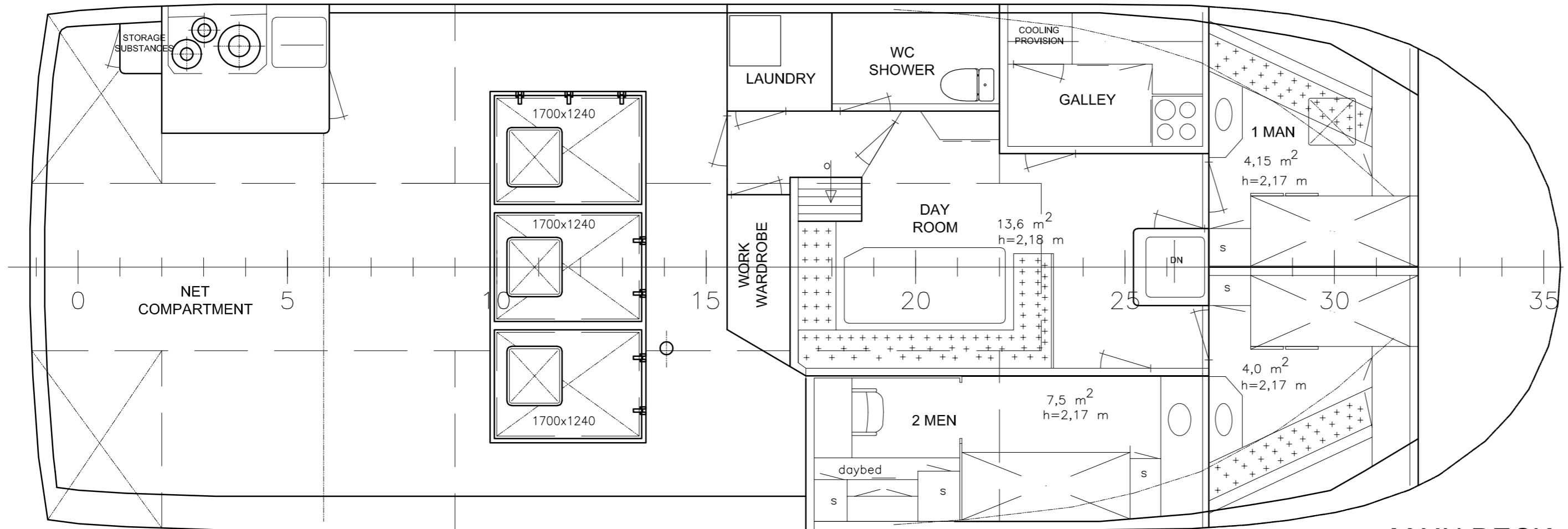
SB PROFILE



PS PROFILE



BOAT DECK/BRIDGE
6190



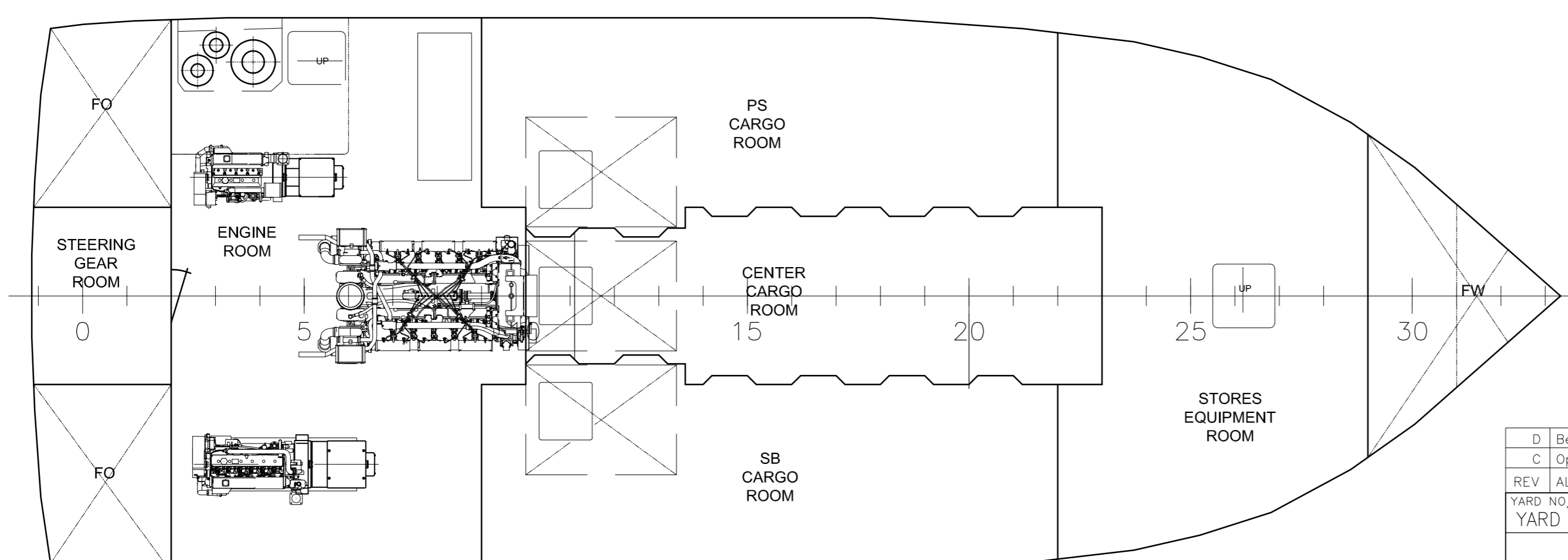
MAIN DECK
3490

MAIN PARTICULARS

LENGTH OVER ALL (LOA)	:	18,25 m
LENGTH BETWEEN P.P. (LPP)	:	16,55 m
BREADTH MLD	:	6,28 m
DEPTH TO MAIN DECK	:	3,49 m
SOMMER DYPGÅENDE	:	3,37 m
MAX DRAUGHT AFT	:	3,83 m
FRAME SPACING	:	0,50 m

CAPACITIES

CARGO HOLD	:	84 m3
MAIN DECK AREA	:	48 m2
DEADWEIGHT	:	123 tonnes
FUEL OIL	:	10,2 m3
FRESH WATER	:	3 m3
GROSS TONNAGE	:	>100 GT



BELOW MAIN DECK

D	Below MD & Cabin details updated	23.06.21	VJ				
C	Openings in bulwark changed	27.05.20	VJ	B	Sides closed SB & PS	18.05.20	VJ
REV	ALTERATIONS	DATE	SIGN.	REV	ALTERATIONS	DATE	SIGN.
YARD NO/NAME				BLOCK		CLIENT (NAME/LOGO)	
YARD No. 20, BÅT OG MOTORSERVICE						KENFISH 2 AS FLATSET 6550 AVERBY	
GENERAL ARRANGEMENT MS HERMON, LLGQ				SCALE		YARD DWG. NO	
DEP.	MM PRO.	MM DWG. NO	SCALE		YARD DWG. NO		
DATE	AM123	AM123-101-001	1:50				
DES.	VJ	FILE	AM123-101-001.dwg		REV		SFI
more maritime				Dalegaten 137 N-6516 Kristiansund, Norway Tel: +47 74 58 30 00 E-mail: post@moremaritime.com		D 101	
REV APPROVED BY				SHEET		1/1	
				TO REPLACE		2456-101-001_C	
				REPLACED BY			
				INFO			

ALL RIGHTS RESERVED!

This drawing is the property of Mere Maritime AS. It may not be copied or forwarded to any third party without our written consent. The receipt of this drawing implies that the above conditions are accepted.